

Superb Performance with 3,200 lm of Brightness and a 5,000-Hour* Lamp Replacement Cycle



NEW

3,200 lm

XGA

Compact portable delivers 3,200 lm and sharp images



While the projector is lightweight, approximately 2.3 kg (5.07 lbs), it is easy to carry and can deliver brilliant presentations. With 3,200 lumens of brightness, the PT-LB3 can project large and clear images in brightly lit rooms.

5,000-hour* Lamp Replacement Cycle



Panasonic employs the new lamp drive system which enables a 5,000-hour* lamp replacement cycle. This technology helps reduce operating cost by providing longer usage between lamp replacements.

The Daylight View Basic Function




Panasonic's Daylight View Basic technology achieves clear images even in brightly lit rooms. A built-in sensor measures the ambient light, then adjusts the halftone color and brightness level according to the surrounding illumination.

* This value is calculated by continuously turning the lamp on for 2 hours and off for 0.25 hour.
The lamp replacement cycle will decrease if the lamp is turned on/off more frequently, or if it is left on for longer intervals.

Other Valuable Features

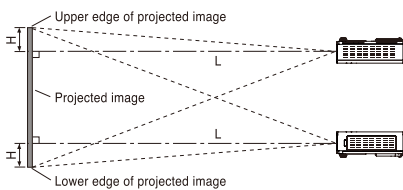
- Intelligent Power Management function to cope with sudden voltage fluctuations.*
- Wired LAN connectivity enables remote projector operation and monitoring.
- Convenient access to the lamp and filter makes maintenance and replacement simple.
- Quiet 29 dB operation in Eco mode.
- Low standby power consumption of 0.3 W at 100-120 V AC, 0.4 W at 220-240 V AC in Eco Standby mode.
- Quick operation: Speed Start, Single-leg Adjustment, Real-Time Keystone Correction, Auto Signal Search, and Direct Power Off
- Picture mode selections: Standard, Dynamic, Natural, Blackboard, and Whiteboard
- Anti-theft features: Startup Logo, Security Anchor, User Password, Control Panel Lock, and Text Superimposing

* Possible for temporary interruptions or unstable power supply. Excludes extended power outages.



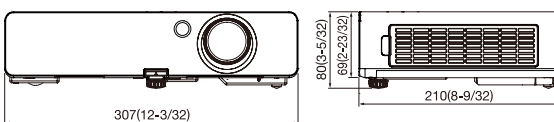
Projection Distance (Screen aspect ratio = 4:3)

| Project size (diagonal) | [PT-LB3] Projection distance (L) | | Height from the edge of screen to center of lens (H) |
|-------------------------|----------------------------------|-----------------|--|
| | Min (wide) | Max (telephoto) | |
| 0.84 m (33") | - | 1.1 m (3.7') | 0.08 m (0.28') |
| 1.02 m (40") | 1.1 m (3.7') | 1.4 m (4.5') | 0.10 m (0.33') |
| 1.27 m (50") | 1.4 m (4.7') | 1.7 m (5.6') | 0.13 m (0.42') |
| 1.52 m (60") | 1.7 m (5.6') | 2.1 m (6.8') | 0.15 m (0.50') |
| 1.78 m (70") | 2.0 m (6.6') | 2.4 m (7.9') | 0.18 m (0.58') |
| 2.03 m (80") | 2.3 m (7.6') | 2.8 m (9.1') | 0.20 m (0.67') |
| 2.29 m (90") | 2.6 m (8.5') | 3.1 m (10.2') | 0.23 m (0.75') |
| 2.54 m (100") | 2.9 m (9.5') | 3.5 m (11.4') | 0.25 m (0.83') |
| 3.05 m (120") | 3.5 m (11.4') | 4.2 m (13.7') | 0.30 m (1.00') |
| 3.81 m (150") | 4.4 m (14.4') | 5.2 m (17.1') | 0.38 m (1.25') |
| 5.08 m (200") | 5.8 m (19.0') | 7.0 m (22.9') | 0.51 m (1.67') |
| 6.35 m (250") | 7.3 m (23.8') | 8.7 m (28.7') | 0.64 m (2.08') |
| 7.62 m (300") | 8.7 m (28.6') | 10.5 m (34.4') | 0.76 m (2.50') |



Dimensions

unit : mm (inch)



Specifications

| Model | | PT-LB3 | |
|-----------------------------|---|--|--|
| Power supply | 100-240 V AC, 50/60 Hz | | |
| Power consumption | 300 W (0.3 W at 100-120 V AC, 0.4 W at 220-240 V AC in eco standby mode.*1) 15 W in normal standby mode. 18 W in normal standby mode when set to audio monitor out.) | | |
| Optical system | Dichroic mirror separation/prism synthesis system | | |
| LCD panel | Panel size | 16 mm (0.63") diagonal, 4:3 aspect ratio | |
| | Display method | Transparent LCD panel (x 3, R/G/B) | |
| | Drive method | Active matrix | |
| | Pixels | 786,432 pixels (1,024 x 768) x 3 panels | |
| Lens | Manual zoom (1:1-1:1.2), manual focus, F 1.64-1.87, f 18.80-22.56 mm, throw ratio: 1.4-1.7:1 | | |
| Lamp | 220 W UHM lamp (The lamp replacement cycle is 5,000 hours.*2) | | |
| Screen size (diagonal) | 0.84-7.62 m (33-300 inches) (4:3 aspect ratio) | | |
| Color | Full color (16,777,216 colors) | | |
| Brightness | 3,200 Lumens*3 | | |
| Center-to-corner uniformity | 85%*3 | | |
| Contrast | 600:1 (full on/full off)*3 | | |
| Resolution | 1,024 x 768*4 | | |
| Scanning frequency | RGB | Horizontal: 15-91 kHz, Vertical: 50-85 Hz | |
| | YPbPr/YCbCr | 480i(525i): fh 15.75 kHz; fv 60 Hz 480p(525p): fh 31.50 kHz; fv 60 Hz 720p(750p): fh 45.00 kHz; fv 60 Hz 1080i(1125i): fh 33.75 kHz; fv 60 Hz 1080p(1125p): fh 67.50 kHz; fv 60 Hz | 576i(625i): fh 15.63 kHz; fv 50 Hz 576p(625p): fh 31.25 kHz; fv 50 Hz 720p(750p): fh 37.50 kHz; fv 50 Hz 1080i(1125i): fh 28.13 kHz; fv 50 Hz 1080p(1125p): fh 56.25 kHz; fv 50 Hz |
| S-Video/Video | NTSC, NTSC4.43, PAL-M, PAL60, PAL60: fh 15.75 kHz; fv 60 Hz PAL, SECAM, PAL-N: fh 15.63 kHz; fv 50 Hz | | |
| Optical axis shift | 5:1 (fixed) | | |
| Keystone correction range | Vertical: ±30° | | |
| Installation | Front/rear ceiling/desk (menu selection) | | |
| Built-in speaker | 1.0 W (monaural) | | |
| Terminals | COMPUTER 1 IN | D-sub HD 15-pin x 1 (RGB/YPbPr/YCbCr x 1) | |
| | COMPUTER 2 IN | D-sub HD 15-pin x 1 (RGB/YPbPr/YCbCr x 1) | |
| | VIDEO IN | RCA pin x 1 (Composite video x 1) | |
| | S-VIDEO IN | Mini DIN 4-pin x 1 (S-Video x 1) | |
| | AUDIO IN | M3 x 2 (L-R x 2) | |
| | VARIABLE AUDIO OUT | M3 x 1 (L-R x 1) | |
| | SERIAL | D-sub 9-pin x 1 (RS-232C) | |
| | LAN | RJ-45 x 1, compatible with PLink™ (class 1), 100BASE-TX/10BASE-T | |
| | Cabinet material | Moulded plastic (PC+ABS) | |
| Dimensions (W x H x D) | 307 x 69 x 210 mm (12-3/32" x 2-23/32" x 8-9/32")*5 | | |
| Weight | Approx. 2.3 kg (5.07 lbs.)*6 | | |
| Operation environment | Temperature: 0°-40°C (32°-104°F)*7, Humidity: 20%-80% (no condensation) | | |
| Supplied accessories | Power cord, power cord secure lock, wireless remote control, batteries for remote control (R03 type x2), VGA cable, carrying bag, Application software (CD-ROM) | | |

- *1: In eco standby mode, network functions such as Standby On via LAN are not available, and only certain commands can be received from RS-232C control.
 *2: This value is calculated by continuously turning the lamp on for 2 hours and off for 0.25 hour. The lamp replacement cycle will decrease if the lamp is turned on/off more frequently, or if it is left on for longer intervals.
 *3: Measurement, measuring conditions, and method of notation all comply with ISO 21118 international standards.
 *4: Input signals that exceed this resolution will be converted to 1,024 x 768 pixels.
 *5: Protruding parts not included.
 *6: Average value (excluding lens cap). May differ depending on models.
 *7: The operating temperature range is 0°C (32°F) to 35°C (95°F) when used in High-Altitude mode (1,400 to 2,700 m (4,593 to 8,858 feet)). Also, in Lamp Normal mode, if the ambient temperature exceeds 35°C /95°F (30°C /85°F in High-Altitude mode), the light output may be reduced approximately 30% to protect the projector.

Optional Accessories



Ceiling mount bracket:
ET-PKB2



Highly durable filter unit:
ET-KFB2



Replacement air filter for ET-KFB2:
ET-RFB2



Replacement lamp unit:
ET-LAB2



The PT-LB3 projector is carefully designed by Panasonic in Japan to meet demands for high quality and performance.

Panasonic®

For more information about Panasonic projectors
<http://panasonic.net/avc/projector>



JQA-0443